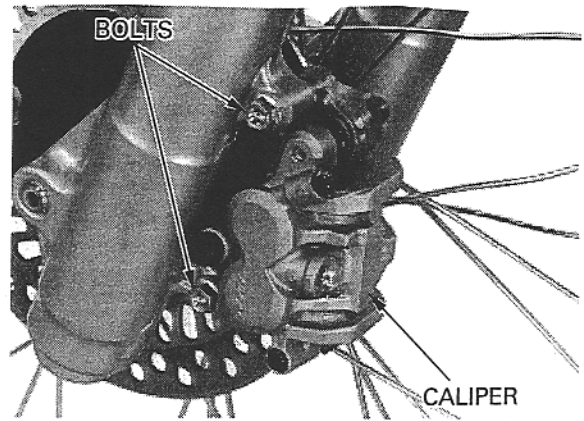


Remove the caliper mounting bolts, then remove the caliper and bracket as an assembly.

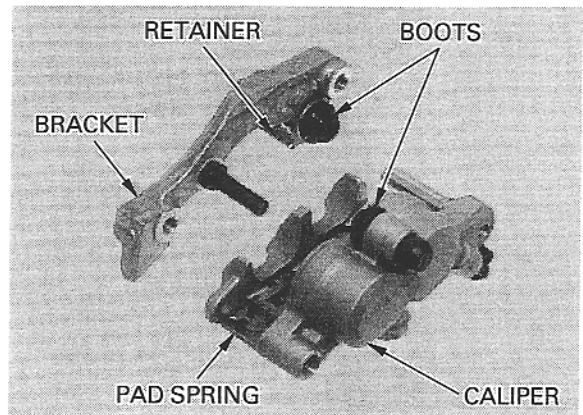


DISASSEMBLY

Remove the caliper bracket from the caliper body.

Remove the brake pad spring from the caliper body. Remove the brake pad retainer from the caliper bracket.

Remove the caliper pin and bracket pin boots.

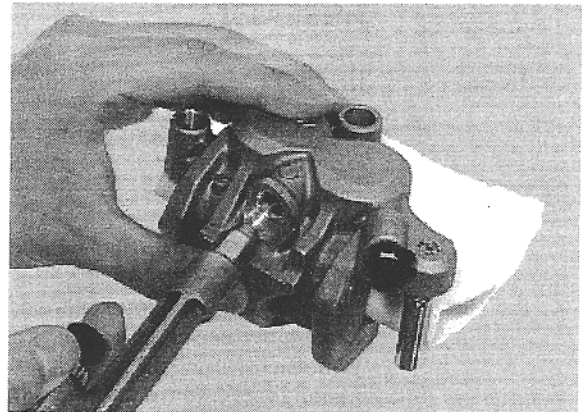


If necessary, lightly apply compressed air to the caliper fluid inlet to get the piston out.

Place a shop rag under the caliper to cushion the piston when it is expelled. Use the air in short spurts.

▲WARNING

Do not bring the air nozzle too close to the inlet or the pistons may be forced out with excessive force that could cause injury.



Push the dust seals and piston seals in and lift them out.

CAUTION:

Be careful not to damage the piston sliding surface.

Clean the seal grooves, caliper pistons and caliper piston sliding surfaces with clean brake fluid.

