



FRONT WHEEL/SUSPENSION/STEERING

Return the compression adjuster to its original position as noted during removal.
Install the dust cover.



Install the fork boot with the breather holes towards the bottom and outside.
Tighten the lower screw.




INSTALLATION

Align the top surface of the top bridge with the top surface of the fork slider.

Install the front fork.
Tighten the bottom bridge pinch bolts to the specified torque.

TORQUE: 32 N·m (3.3 kgf·m , 24 lbf·ft)



Tighten the fork cap to the specified torque.

TORQUE: 30 N·m (3.1 kgf·m , 22 lbf·ft)

Tighten the top bridge pinch bolts to the specified torque.

TORQUE: 27 N·m (2.8 kgf·m , 20 lbf·ft)

