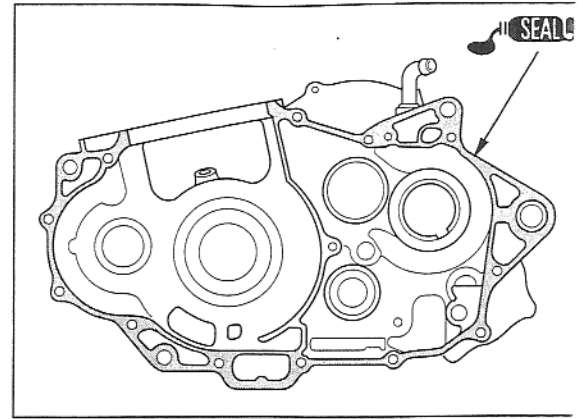



## CRANKCASE ASSEMBLY

Install the crankshaft (page 12-12).  
Install the transmission (page 13-6).


Apply a light but thorough coating of liquid sealant to all crankcase mating surfaces except the oil passage area.



Install the reed valve.



Install the dowel pins.  
Install the orifice/O-ring with the large diameter orifice facing toward center of crankcase.



Assemble the right and left crankcase being careful to align the dowel pins and shafts.

**CAUTION:**

*Do not force the crankcase halves together; if there is excessive force required, something is wrong. Remove the right crankcase and check for misaligned parts.*

