


CRANKCASE/CRANKSHAFT/BALANCER


Remove the balancer bearing using the special tools.

TOOLS:


Bearing remover assembly	07936-KC10500
Bearing remover collets	07936-MK50100
Remover weight	07741-0010201



Remove the snap ring.
Remove the countershaft oil seal.



Remove the left countershaft bearing.



Drive in the new bearings squarely with the marking side facing toward the inside of the crankcase.

Install a new left balancer bearing using the special tools.

TOOLS:

Driver	07749-0010000
Attachment, 42 × 47 mm	07746-0010300
Pilot, 16 mm	07746-0041300

