



INSTALLATION

Apply molybdenum solution to the kickstarter spindle journal.


Be sure the spring seat did not fall off the spindle during installation. Install the kickstarter assembly to the crankcase and rotate the spindle counterclockwise until the ratchet stab is clear of the stopper plate.



Hook the return spring end into the hole on the crankcase.



Install the thrust washer onto the countershaft. Coat molybdenum solution to the kickstarter idle gear bushing and install it to the countershaft.



Install the kickstarter idle gear to the countershaft.

Install the clutch (page 10-8).

Install the right crankcase cover (page 10-20).

