

## ENGINE REMOVAL

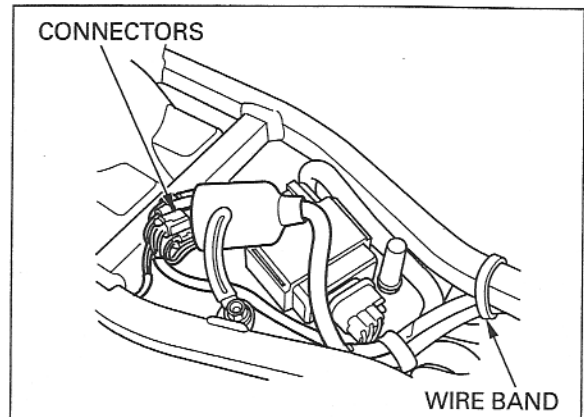

Drain the engine oil (page 3-10).  
 Drain the radiator coolant (page 6-5).

Remove the following:


- Seat (page 2-2)
- Fuel tank (page 2-5)
- Skid plate (page 2-11)
- Exhaust pipe (page 2-8)
- Carburetor (page 5-5)
- Coolant reserve tank (page 6-12)
- Drive sprocket (page 7-2)

Disconnect the following:

- Spark plug cap
- Thermostat housing-to-cylinder head water pipe
- Decompressor cable
- Clutch cable
- Cylinder head cover breather tube
- Crankcase breather tube
- Alternator and ignition pulse generator connectors



Disconnect the water hose from the water pump cover.  
 Remove the bolts and oil pipe set plate.  
 Disconnect the oil pipes from the crankcase.



Remove the bolts, washer and right footpeg.  
 Remove the brake pedal pivot bolt and return spring.

