


OIL STRAINER SCREEN CLEANING

AT INSIDE OF RIGHT CRANKCASE COVER
Remove the right crankcase cover (page 10-11).

Remove the oil strainer screen and clean it.
Check the strainer screen for damage, and replace if necessary.

Install the oil strainer screen.

Install the right crankcase cover (page 10-20).




AT INSIDE OF DOWN TUBE

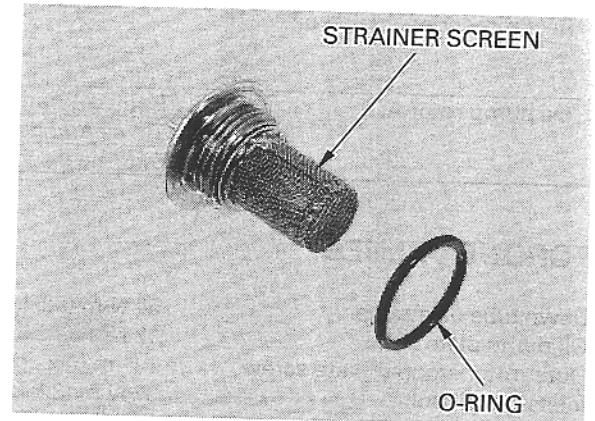
NOTE:

Always clean the strainer screen at inside of down tube before adding engine oil.

Remove the inlet oil pipe (page 4-7).
Remove the oil strainer screen and clean it.



Check the O-ring and strainer screen for damage, and replace if necessary.



Install the oil strainer screen and tighten it to the specified torque.

TORQUE: 54 N·m (5.5 kgf·m , 40 lbf·ft)

Install the oil inlet pipe (page 4-8).

