

## SEAT

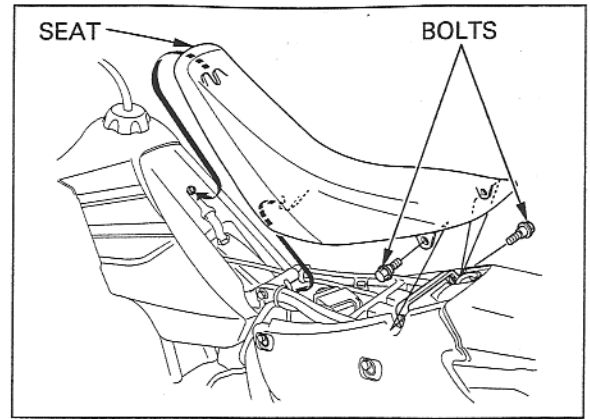
### REMOVAL

Remove the two bolts, collars and seat.

### INSTALLATION

Align the hook of the seat with the mounting screw on the fuel tank and the seat prong with the sub-frame tab.

Install and tighten the seat mounting bolts.

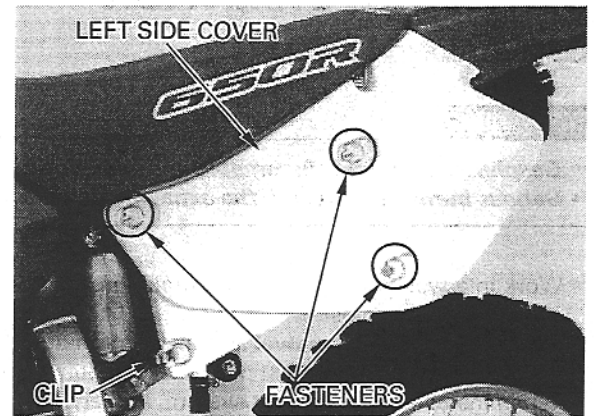


## SIDE COVERS

### REMOVAL/INSTALLATION

#### LEFT SIDE:


Remove the fasteners and left side cover.



#### RIGHT SIDE:

Remove the right side cover mounting bolt. Remove the right seat mounting bolt, collar and right side cover.

Installation is in the reverse order of removal.



## RADIATOR SHROUD

### REMOVAL/INSTALLATION

Remove the screws.  
Remove the bolt and radiator shroud.

Installation is in the reverse order of removal.

