


CLUTCH/GEARSHIFT LINKAGE

Install the tabs of clutch disc A (out side) into the shallow slots [3] in the clutch outer.

Install the clutch center assembly [1] into the clutch outer [2].




Apply engine oil to the threads and seating surface of the clutch center lock nut [1].
Install the lock nut onto the mainshaft.

Attach the clutch center holder to the pressure plate using four clutch lifter plate bolts to hold the clutch center, and then tighten the lock nut.

TOOL:


[2] Clutch center holder 07GMB-KT70101

TORQUE: 74 N·m (7.5 kgf·m, 55 lbf·ft)



Install the clutch springs [1], lifter plate [2] and bolts [3]. Tighten the bolts in a crisscross pattern in several steps.

TORQUE: 12 N·m (1.2 kgf·m, 9 lbf·ft)



Install the oil filter rotor [1] and washer [2] onto the crankshaft.

