




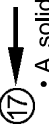



- ⑮  Parts enclosed within a dotted line  are covered in a different block.
 - ⑯  A hollow arrow  indicates the block No. for the parts enclosed within a dotted line .
 - ⑰  A solid arrow  indicates the block No. the part in question is connected to.
- ⑱ **Replacement Identification Information for Designated Part No.**
- ⑲ **Location of Replacement Identification Information for Designated Part No.**
- If an arrow mark is indicated in 19, the part is incompatible with a different part No.
 - Make sure to order the part of the same manufacture, including the component part.
 - To make an order, indicate the part No., which includes the symbol displayed on the applicable section of the part to be replaced.

