



Switches

Headlight dimmer switch

-  : High beam
-  : Low beam

Ignition switch



Switches the electrical system on/off, locks the steering.
▶ Key can be removed when in the OFF or LOCK position.

- OFF**
Turns engine off.
- LOCK**
Locks steering.



- ON**
Turns electrical system on for starting/riding.

Engine stop switch

Should normally remain in the  (Run) position.
▶ In an emergency, switch to the  (Stop) position to stop the engine.

Turn signal switch

- ▶ Pressing the switch turns the turn signal off.

Start button

Headlight turns off when operating the starter motor.

Horn button

