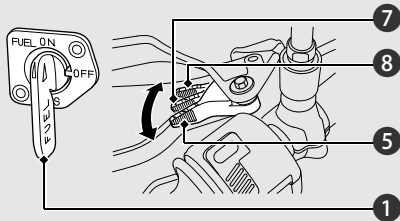
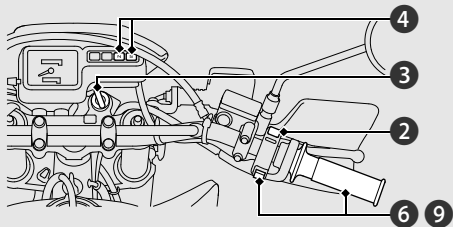


# Starting the Engine




Start your engine using the following procedure.



## NOTICE

- If the engine does not start within 5 seconds, turn the ignition off and wait 10 seconds before trying to start the engine again to recover battery voltage.
- Extended fast idling and revving the engine can damage the engine, and the exhaust system.

## Normal Air Temperature 10 - 35°C (50 - 95°F):

- 1 The fuel valve is on.
- 2 Make sure the engine stop switch is in the RUN  position.
- 3 Turn the ignition switch to the ON position.
- 4 Shift the transmission to Neutral ( indicator comes on). Alternatively, pull in the clutch lever to start your motorcycle with the transmission in gear so long as the side stand is raised ( indicator goes off).
- 5 Pull the choke lever back all the way to fully on, if the engine is cold.