









Maintenance Schedule

Items	Frequency*1								Regular Replace	Refer to page
	× 1,000 mi	0.6	4	8	12	16	20	24		
	× 1,000 km	1.0	6.4	12.8	19.2	25.6	32.0	38.4		
Fuel Line 			I	I	I	I	I	I		–
Throttle Operation 			I	I	I	I	I	I		88
Air Cleaner*2					R			R		67
Crankcase Breather*3			C	C	C	C	C	C		89
Spark Plug				R		R		R		70
Valve Clearance 			I	I	I	I	I	I		–
Engine Oil		R	R	R	R	R	R	R	1 Year	73
Engine Oil Strainer Screen				C		C		C		74
Engine Idle Speed 		I	I	I	I	I	I	I		–
Radiator Coolant*5				I		I		I	3 Years	79
Cooling System 				I		I		I		–
Evaporative Emission Control System*4 					I			I		–

Maintenance Level

-  : Intermediate. We recommend service by your dealer, unless you have the necessary tools and are mechanically skilled. Procedures are provided in an official Honda Service Manual (P. 121).
-  : Technical. In the interest of safety, have your scooter serviced by your dealer.

Maintenance Legend

- I** : Inspect (clean, adjust, lubricate, or replace, if necessary)
- R** : Replace
- C** : Clean