


## Ignition Switch

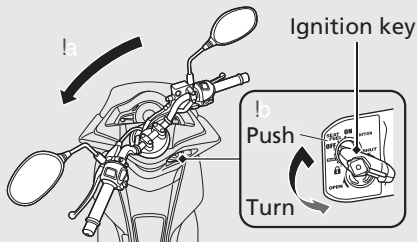
Switches the electrical system on/off, locks the steering, and operates the fuel lid and seat opener switch.

- ▶ Key can be removed when in the OFF or  (LOCK) position.

## Steering Lock

Lock the steering when parking to help prevent theft.

A U-shaped wheel lock or similar device is also recommended.

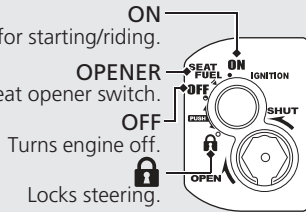


Turns electrical system on for starting/riding.


Operates the fuel lid and seat opener switch.

Turns engine off.

Locks steering.



## Locking

- a Turn the handlebar all the way to the left (or right only when the center stand is used).
- b Push the key down, and turn the ignition switch to the  (LOCK) position.
  - ▶ Jiggle the handlebar if the lock is difficult to engage.
- c Remove the key.

## Unlocking

Insert the key, push it in, and turn the ignition switch to the OFF position.