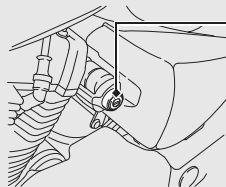
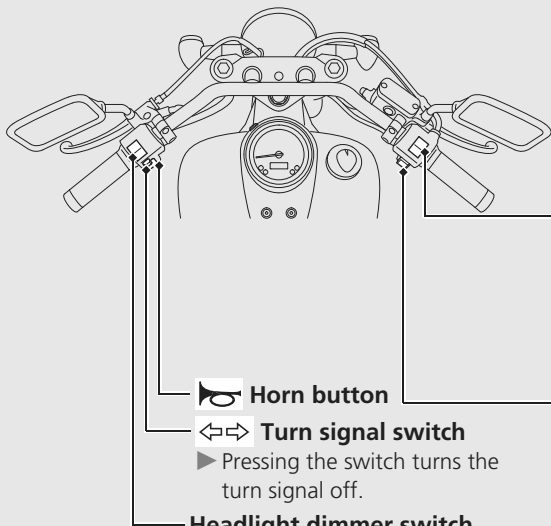




# Switches



## Engine stop switch

Should normally remain in the  (Run) position.



▶ In an emergency, switch to the  (Off) position (the starter motor will not operate) to stop the engine.

## Horn button

## Turn signal switch

▶ Pressing the switch turns the turn signal off.

## Headlight dimmer switch

- : High beam
- : Low beam

## Start button

Headlight turns off when operating the starter motor.