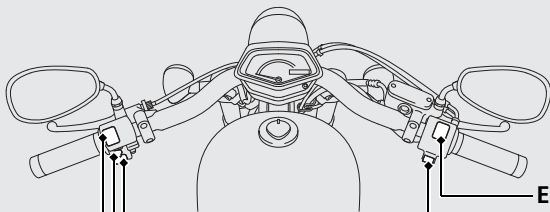


Switches





 **Horn button**


 **Turn signal switch**


▶ Pressing the switch turns the turn signal off.

Headlight dimmer switch

- : High beam
- : Low beam

Engine stop switch

Should normally remain in the RUN  position.

▶ In an emergency, switch to the OFF  position (the starter motor will not operate) to stop the engine.

 **Start button**

Headlight turns off when operating the starter motor.

