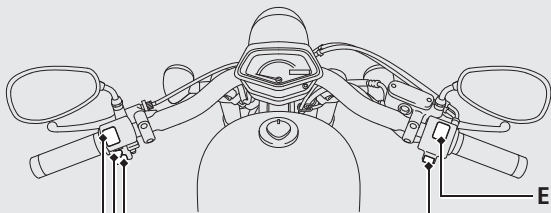


Switches





Horn button

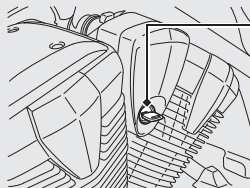


Turn signal switch


- ▶ Pressing the switch turns the turn signal off.


Headlight dimmer switch

-  High beam
-  Low beam



Engine stop switch

Should normally remain in the  (Run) position.

- ▶ In an emergency, switch to the  (Off) position (the starter motor will not operate) to stop the engine.



Start button

Headlight turns off when operating the starter motor.