

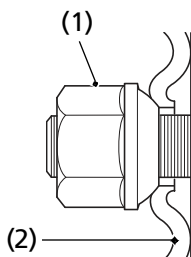
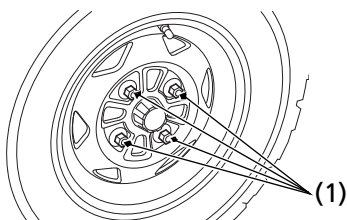
# If You Have a Flat Tire

## Emergency Wheel Removal/Installation

Refer to *Safety Precautions* on page 119.

TRX500FA5/FA6

(Steel wheel model):



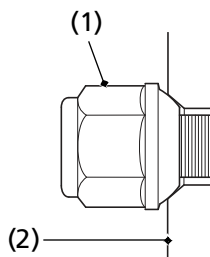
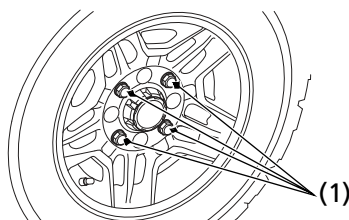
Wheel nuts:

47 lbf·ft (64 N·m, 6.5 kgf·m)

(1) wheel nuts

TRX500FA7

(Aluminum wheel model):



Wheel nuts:

62 lbf·ft (84 N·m, 8.6 kgf·m)

(2) wheel rim

### Removal

1. Park your ATV on a firm, level surface.