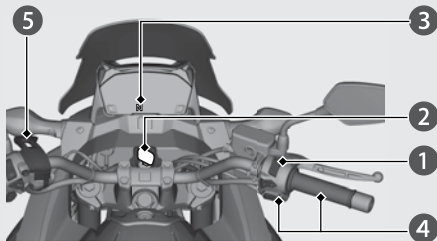




**NC700XD NC750XD**

Start your engine using the following procedure, regardless of whether the engine is cold or warm.



- 1 Make sure the engine stop switch is in the  (Run) position.
- 2 Turn the ignition switch to the ON position.
- 3 Check the transmission in Neutral (**N** indicator to come on).
- 4 Press the start button with the throttle completely closed.
- 5 Make sure the parking brake lever is released before riding.  **P.52**

**If Engine Does Not Start**  **P.56**

**If Engine Will Not Start**  **P.128**

**NOTICE**

- If the engine does not start within 5 seconds, turn the ignition switch to the OFF position and wait 10 seconds before trying to start the engine again to recover battery voltage.
- Extended fast idling and revving the engine can damage the engine, and the exhaust system.
- Snapping the throttle or fast idling for more than about 5 minutes may cause exhaust pipe discoloration.