
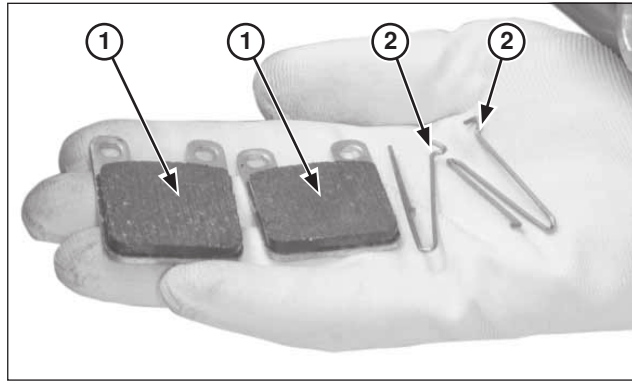


Frame servicing



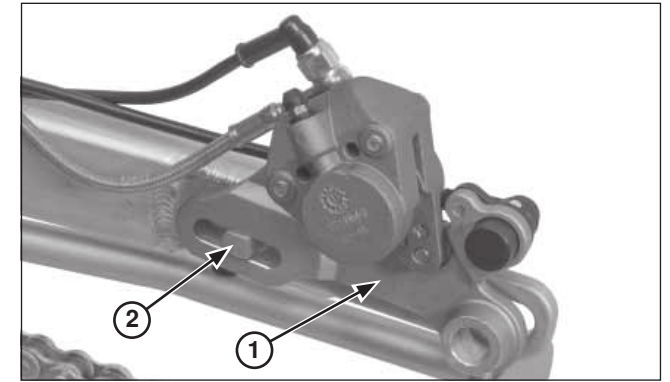
(1) PAD PIN

Remove the pad pin and brake pads.
Clean the brake caliper inside especially around the caliper pistons.



(1) CALIPER BRACKET
(2) PAD PIN

Install the new pads and secure them with the pad pin.



(1) BRAKE CALIPER BRACKET
(2) SWINGARM BOSS

Install the brake caliper bracket aligning its slit with the boss on the swingarm.

Install the rear wheel (page 4-16).
Operate the brake pedal to seat the caliper pistons against the pads.