

(1) RADIATOR HOSE
(2) HANGER BOLTS

Cylinder Head Removal


Remove the following:

- Exhaust pipe
- Throttle body/insulator
- Cylinder head cover/camshaft
- Spark plug

Drain the coolant.


Loosen the hose band screw and disconnect the upper radiator hose from the cylinder head.

Remove the upper engine hanger bolts.




(1) BOLTS
(2) NUTS/WASHERS
(3) CYLINDER HEAD

Remove the cylinder head mounting bolts. Loosen the cylinder head mounting nuts in a crisscross pattern in two or three steps. Remove the nuts, washers and cylinder head.



(1) GASKET
(2) DOWEL PINS



(1) CAM CHAIN GUIDE

Remove the gasket and dowel pins.

Remove the cam chain guide.