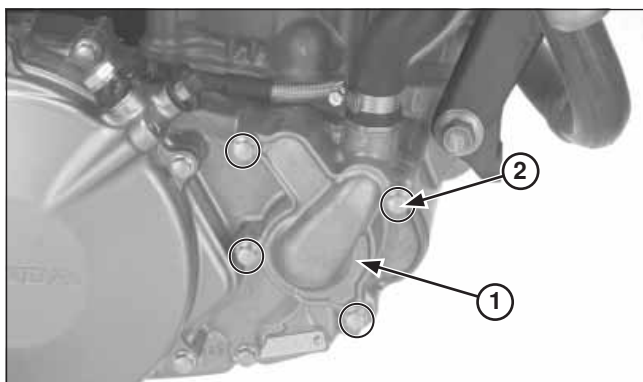



(1) DOWEL PINS
(2) NEW O-RING
(3) WATER PUMP COVER




(1) WATER PUMP COVER
(2) BOLTS

- Install the following:
- Dowel pins, new O-ring
 - Water pump cover, bolts

Fill the crankcase with recommended transmission oil (page 2-8).
Fill the coolant and bleed air (page 2-9).



(1) 2P (NATURAL) CONNECTOR



(1) TIE WRAP


Radiator Removal/Installation

Remove the following:


- Exhaust pipe
- Skid plate
- Fuel tank/injector assembly (page 3-7)

Disconnect the radiator 2P (Natural) connector.

Remove the spark plug wire tie-wrap from fan motor shroud.



(1) GROUND EYELET
(2) BOLTS
(3) IGNITION COIL
(4) WIRE CLAMP



(1) 3P (GRAY) CONNECTOR

Remove the ground eyelet bolt.
Remove the ignition coil mounting bolt.

Remove the spark plug wire/wire harness/breather hose clamp.

Disconnect the ECT sensor 3P (Gray) connector.