



- (1) O-RING (NEW)
- (2) FUEL FEED HOSE
- (3) QUICK CONNECTOR



- (1) 2P CONNECTOR

Always replace the injector O-ring with a new one whenever the injector is removed from the cylinder head. Install a new O-ring into the injector groove. Install the fuel feed hose.


Install the fuel tank onto the frame and connect the fuel pump 2P connector.



- (1) FUEL TANK
- (2) BOLT
- (3) BREATHER HOSE

Install the fuel tank into the frame being careful not to pinch the throttle cable.

Install and tighten the fuel tank mounting bolts. Connect the fuel tank breather hose to the hose clip.



- (1) SOCKET BOLTS
- (2) 2P (BLACK) CONNECTOR

Install and tighten the injector holder socket bolts to the specified torque.

**Torque: 8 - 12 N·m (0.8 - 1.2 kgf·m, 5.9 - 8.8 lbf·ft)**

Connect the fuel injector 2P (Black) connector.

Install the seat-rear fender assy, side covers, front covers and the seat.