


2. Service and maintenance

Maintenance schedule

Perform pre-ride Inspection at each scheduled maintenance period.

Maintenance level

: Intermediate.

We recommend that the service be performed by your dealer, unless you have the necessary tools and technical capacities. The procedures are included in an official Montesa Shop Manual.

: Technical.




In the interest of safety, have your motorcycle serviced by your dealer.

Maintenance legend

I: Inspect (clean, adjust, lubricate or replace, if necessary)

R: Replace

C: Clean

ITEM	FREQUENCY	Pre-ride check	500 Km.	1.500 Km.	3.000 Km.	4.500 Km.	6.000 Km.	Every 6 months	Yearly check	Every 2 years	Remarks
Fuel level		I									Make sure that you have enough fuel for the trip planned.
Throttle operation		I	I	I	I	I	I		I		
Engine oil		I	R	R	R	R	R		R		
Transmission Oil			R	R	R	R	R		R		
Drive Chain		I	I	I	I	I	I				Check the item after riding in adverse conditions and dusty areas.
Brake Fluid		I	I	I	I	I	I		I	R	
Brake Pad Wear		I	I	I	I	I	I				
Clutch system		I	I	I	I	I	I		I		
Wheels / tyres		I	I	I	I	I	I		I		
Side stand		I	I	I	I	I	I		I		Check the item after riding in adverse conditions and dusty areas.
Lights / horn		I	I	I	I	I	I		I		
Engine stop switch		I	I	I	I	I	I				
Fuel Line			I	I	I	I	I		I		