

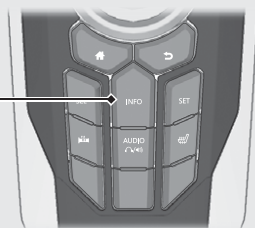
Information Bar

Displays various information (current audio source info., vehicle info., help info., or system info.) on the information bar.



Information bar

Normally, when you press **INFO** button, the current audio source information or vehicle information is displayed.

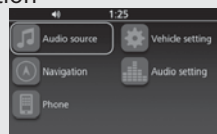


INFO button

To change the current audio source information or vehicle information, press **INFO** button until the desired information is displayed.

The information bar cycles through the information as follows:

No indication



Current audio source information



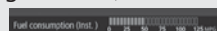
Trip A fuel consumption



Trip B fuel consumption



Current Fuel Mileage



Elapsed Time



Press **INFO** button.

In the following cases, the information bar will appear or change from the current indication.

- Helpful information **→ P.27**:
When your motorcycle has helpful information to notify you of.
- System information **→ P.27**:
When your motorcycle has system information to notify you of.

When your motorcycle has information to notify you of, only the highest priority information is displayed. Once you close an interrupt information by pressing **INFO** button, it will not be displayed again until the ignition switch is turned ON again.