

Intercom (I-COM) System

VOLUME Control

To select the Volume control, push the VOLUME knob/button until “INTERCOM VOL” (“Intercom”) is displayed (page 98). Then, within 5 seconds, change the volume control.

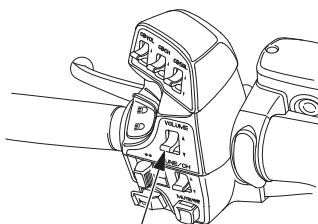
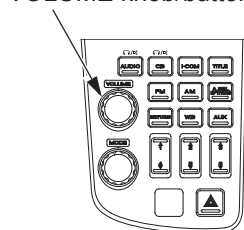
- To increase the volume — push the VOLUME lever up or turn the VOLUME knob/button clockwise.
- To decrease the volume — push the VOLUME lever down or turn the VOLUME knob/button counterclockwise.

To increase or decrease the volume rapidly – push the VOLUME lever up or down and hold it down.

(VOLUME level range : from 0 to 20)

(Models not equipped with Navigation System)

VOLUME knob/button

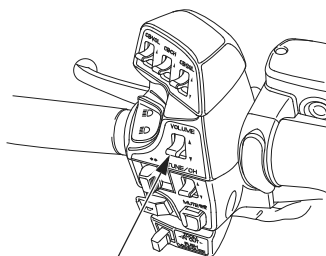
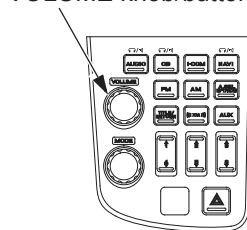


VOLUME lever

INTERCOM VOL
VOL 8

(Models equipped with Navigation System)

VOLUME knob/button



VOLUME lever

Volume 8
○○○○○○○○○○○○○○○○○○○○
Intercom