











# Quick Reference

---

These symbols are used in Controls & Features section:

| SYMBOL  | COMPONENT                    | SEE PAGE |
|---|------------------------------|----------|
|  | RUN – engine stop switch     | 36       |
|  | OFF – engine stop switch     | 36       |
|  | START/REVERSE button         | 37       |
|  | HI – headlight dimmer switch | 38       |
|  | LO – headlight dimmer switch | 38       |
|  | turn signal switch           | 38       |
|  | horn button                  | 38       |
|  | hazard switch                | 39       |
|  | handgrip heater switch       | 65       |
|  | seat heater switch           | 66       |