

Weather Information

(Models equipped with Navigation System)

For USA

To listen to the Weather Band — push the AM button to switch AM/WB.

To cancel the Weather Band — push the AM button again or another button (FM, XM® or AUX).

For Canada

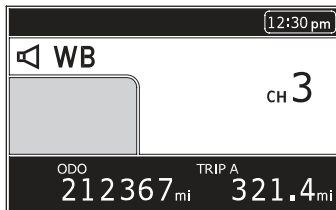
To listen to the Weather Band — push the WB button.

To cancel the Weather Band — push another button (AM, FM or AUX).

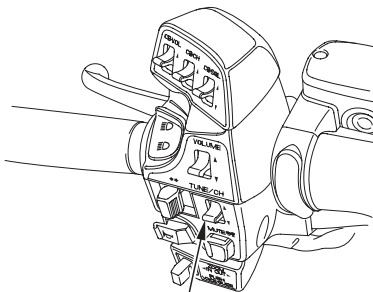
To select channels 1–6 — push the desired preset button.

To select channel 7 — push the TUNE/CH lever up or down until channel 7 is selected.

(The TUNE/CH lever may be used to select any of the 7 channels. The lever must be used to select channel 7.)

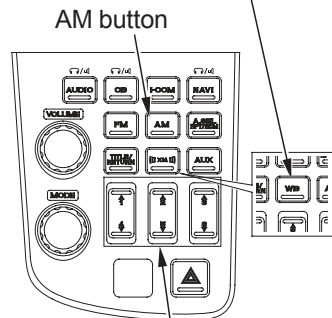


LEFT HANDLEBAR



TUNE/CH lever

WB button
(For Canada only)



preset buttons