

Refer to *Important Safety Precautions* on page 33.

Using the proper oil and oil filter, and regularly checking, adding, and changing oil will help extend the service life of the engine. Even the best oil wears out. Changing oil helps get rid of dirt and deposits. Operating the engine with old or dirty oil can damage your engine. Running the engine with insufficient oil can cause serious damage to the engine.

Change the engine oil as specified in the maintenance schedule on pages 36, 37.

When running in very dusty conditions, oil changes should be performed more frequently than specified in the maintenance schedule.

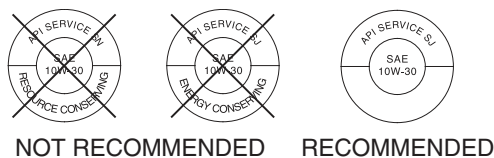
When riding at high or continuous speed on the highway, check the oil level frequently.

Oil Recommendation

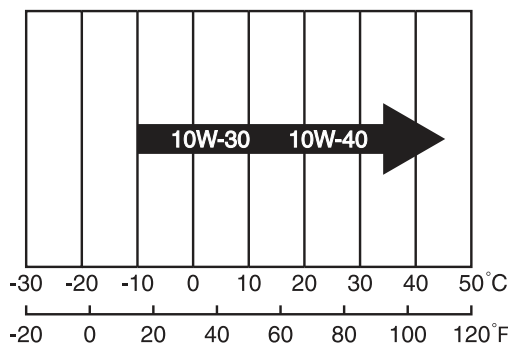
API classification	SG or higher except oils labeled as energy conserving or resource conserving on the circular API service label
viscosity (weight)	SAE 10W-30
JASO T 903 standard	MA
suggested oil*	Pro Honda GN4 4-stroke Oil (USA & Canada), or Honda 4-stroke oil, or an equivalent motorcycle oil

* Suggested 4-stroke engine oils are equal performance to SJ oils that are not labeled as energy conserving or resource conserving on the circular API service label.

- Your motorcycle does not need oil additives. Use the recommended oil.
- Do not use API SH or higher 4-stroke engine oils displaying a circular API “energy conserving” or “resource conserving” service label on the container. They may affect lubrication.

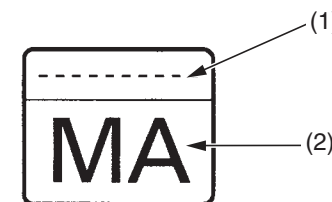


Other viscosities shown in the following chart may be used when the average temperature in your riding area is within the indicated range.



JASO T 903 standard

The JASO T 903 standard is an index for engine oils for 4-stroke motorcycle engines. There are two classes: MA and MB. Oil conforming to the standard is labeled on the oil container. For example, the following label shows the MA classification.



- (1) oil code
- (2) oil classification