












# Optional Parts List

These parts and tools may be ordered from your authorized dealer.

FRAME	Remarks
Driven sprocket	
Standard	< >: Drive chain links 48 Teeth, Aluminum <114>
Optional	49 Teeth, Aluminum
Drive chain size/link	CRF250R: D.I.D 520 DMS/120RB CRF250RX: D.I.D 520 MXV5/120ZB
Rear brake pads	
Standard	Characteristics focusing on braking force and wear resistance
Optional	Characteristics that emphasize controllability
Rear brake disc cover and bolts	To extend the life of brake pads in muddy conditions

TOOLS	Remarks
Pin spanner A 	To adjust spring preload. (two spanners required)
Workstand 	For maintenance
Air gauge	For checking tire air pressure

FRAME	Remarks
Fork spring	
Standard	CRF250R: 27.4 lbf/in (4.8 N/mm)  1 scribe mark or no mark (factory products) CRF250RX: 26.3 lbf/in (4.6 N/mm)  1 scribe mark or no mark (factory products)
Optional	
Soft	CRF250R: 26.3 lbf/in (4.6 N/mm)  1 scribe mark CRF250RX: 25.1 lbf/in (4.4 N/mm)  2 scribe marks
Stiff	CRF250R: 28.6 lbf/in (5.0 N/mm)  2 scribe marks CRF250RX: 27.4 lbf/in (4.8 N/mm)  1 scribe mark

FRAME	Remarks
Shock spring	
Standard	CRF250R: 296.9 lbf/in (52 N/mm) CRF250RX: 285.5 lbf/in (50 N/mm)  CRF250R: Red paint or no mark (factory products) CRF250RX: Light green paint or no mark (factory products)
Optional	
Softer	CRF250R: 285.5 lbf/in (50 N/mm) CRF250RX: 274.1 lbf/in (48 N/mm)  CRF250R: Light green paint CRF250RX: Brown paint
Stiffer	CRF250R: 308.3 lbf/in (54 N/mm) CRF250RX: 296.9 lbf/in (52 N/mm)  CRF250R: White paint CRF250RX: Red paint

The standard fork spring and shock spring mounted on the motorcycle when it leaves the factory are not marked. Before replacing the springs, be sure to mark them so they can be distinguished other optional springs.