


## Cylinder Removal

1. Remove the cylinder bolt (1) and sealing washer (2).




(1) cylinder bolt

(2) sealing washer

2. Remove the cylinder (3) while holding the piston (4)

### NOTICE

*Do not let the cam chain fall into the crankcase.  
Do not pry on or strike the cylinder.*




(3) cylinder

(4) piston

3. Remove the dowel pins (5) and cylinder gasket (6).

### NOTICE

*Do not let the cam chain and dowel pins fall into the crankcase.*



(5) dowel pins

(6) cylinder gasket