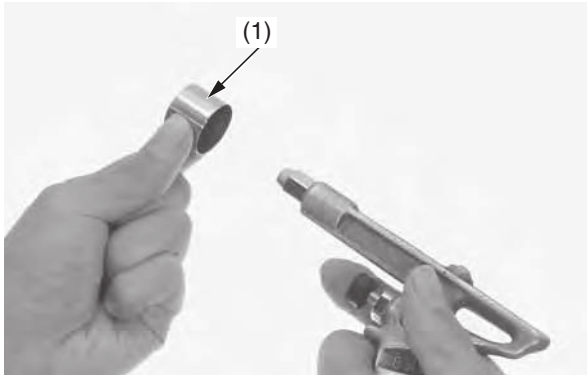


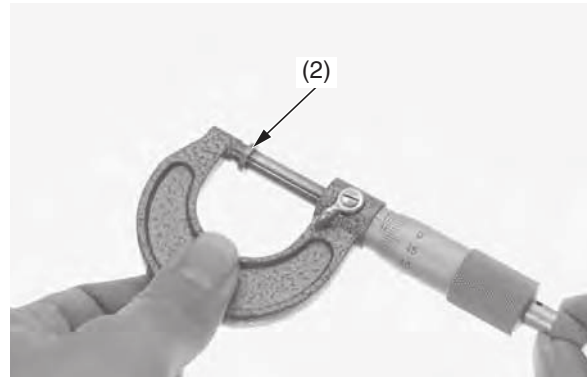
Shim Selection

1. Clean the valve shim contact area in the valve lifter (1) with compressed air.



(1) valve lifter

2. Measure the shim thickness with a micrometer and record it.
Sixty-nine different shims (2) are available in 0.025 mm thickness intervals, from 1.200 mm (the thinnest) to 2.900 mm (the thickest).



(2) shim

3. Calculate the new shim thickness using the equation below.

$$A = (B - C) + D$$


A: New shim thickness
B: Recorded valve clearance
C: Specified valve clearance
D: Old shim thickness

- Make sure of the correct shim thickness by measuring the shim with a micrometer.
- Reface the exhaust valve seat if carbon deposits result in a calculated dimension of over 2.900 mm.

NOTICE

Do not lap the intake valves. They are titanium and have a thin oxide coating. Lapping will damage this coating.

If a calculated dimension is out of specifications, have your motorcycle inspected by your dealer.

			
1.80 mm	1.825 mm	1.85 mm	1.875 mm