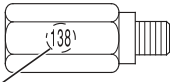
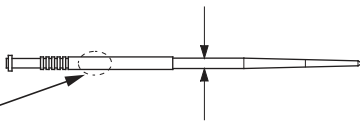


These parts and tools may be ordered from your authorized dealer.




CARBURETOR		Remarks
Main jet (Standard: #140)	#128 – #148 (in increments of 2 or 3)	 Size
Slow jet (Standard: #38)	#35 – #42 (in increments of 2 or 3)	
Jet Needle Standard needle: NMQT Straight diameter: $\varnothing 2.775$ mm		
		
Specific flow characteristics at 1/16 to 1/4 throttle	Jet needle number (standard series)	Jet needle number (1/2 clip position leaner than standard at 1/8 to 3/4 throttle)
Rich ↑	NMQR $\varnothing 2.755$ mm	NMRR $\varnothing 2.755$ mm
	NMQS $\varnothing 2.765$ mm	NMRS $\varnothing 2.765$ mm
	(standard needle) NMQT $\varnothing 2.775$ mm	NMRT $\varnothing 2.775$ mm
Lean ↓	NMQU $\varnothing 2.785$ mm	NMRU $\varnothing 2.785$ mm
	NMQV $\varnothing 2.795$ mm	NMRV $\varnothing 2.795$ mm

CARBURETOR	Remarks
Fuel flow amount	Leak jet number
decrease ↑	#75
	#70
	#65 (standard)
↓	#60
increase	#55

MUFFLER*	Remarks
AMA Noise Emission Regulation Conformed Muffler	Using an optional muffler, change the carburetor settings. See page 118 for more details.

* Your CRF dose not conform to AMA noise emission regulation for 2018 year.
An optional AMA noise emission regulation conformed muffler may be available. Contact your dealer.

FRAME		Remarks
Driven sprocket	CRF150R	< >: Drive chain links 49T, Aluminum <120> 50T, steel <120> (standard) 50T, Aluminum <120> 51T, Aluminum <120>
	CRF150RB	< >: Drive chain links 55T, Aluminum <126> 56T, steel <126> (standard) 56T, Aluminum <126> 57T, Aluminum <126>
Drive chain	Standard	DID420DS3: 120 Links (CRF150R) 126 Links (CRF150RB)
	Optional	DID420DS3: 130 Links

TOOLS	Remarks
Workstand 	For maintenance
Pin spanner A 	To adjust spring preload
Pin spanner B 	To torque the shock spring lock nut