


13. Remove the cylinder head bolts (6).
14. Loosen the cylinder bolt (7).




(6) cylinder head bolts
(7) cylinder bolt

15. Remove the cylinder head nuts/washers (8) and cylinder head (9).

Loosen the nuts in a crisscross pattern in two or three steps.

NOTICE

Do not let the nuts, washers and cam chain fall into the crankcase.




(8) cylinder head nuts/washers
(9) cylinder head

16. Remove the dowel pins (10), cylinder head gasket (11) and cam chain guide (12).

NOTICE

Do not let the dowel pins and cam chain fall into the crankcase.



(10) dowel pins
(11) cylinder head gasket
(12) cam chain guide