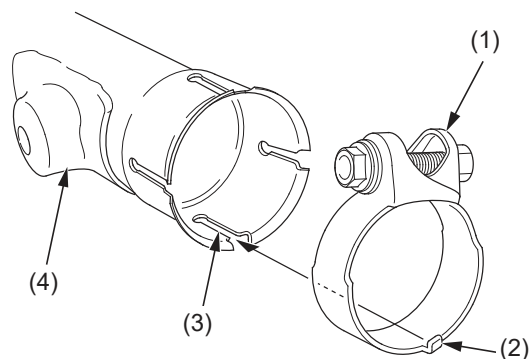


# Exhaust Pipe/Muffler


## Muffler Installation

1. Remove the old gasket.
2. Install the muffler clamp (1) by aligning the tab (2) of the muffler clamp with the cut-out (3) of the muffler (4).




(1) muffler clamp  
(2) tab  
(3) cut-out  
(4) muffler

3. Install a new gasket (5) to the exhaust pipe (6).
4. Install the muffler (7) to the exhaust pipe.



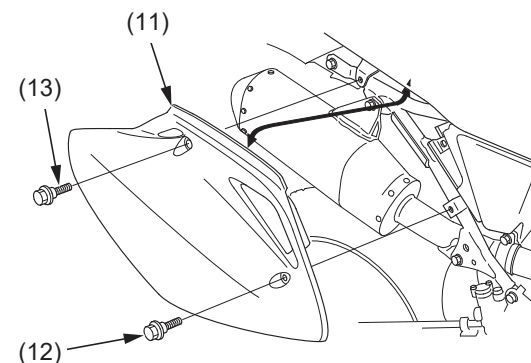
(5) gasket (new)  
(6) exhaust pipe  
(7) muffler

5. Install the muffler mounting bolts (8) and washer (9).
6. Tighten the muffler clamp bolt (10) to the specified torque:  
15 lbf·ft (21 N·m, 2.1 kgf·m)
7. Tighten the muffler mounting bolts (8) to the specified torque:  
24 lbf·ft (32 N·m, 3.3 kgf·m)



(8) muffler mounting bolts  
(9) washer  
(10) muffler clamp bolt

8. Install the right side cover (11) and side cover bolt (12).
9. Install the seat mounting bolt (13) and tighten to the specified torque:  
19 lbf·ft (26 N·m, 2.7 kgf·m)



(11) right side cover  
(12) side cover bolt  
(13) seat mounting bolt