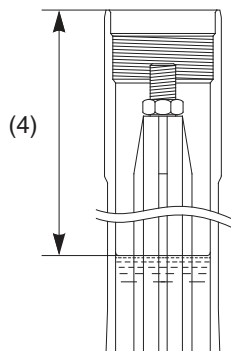
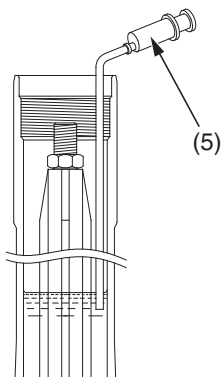


6. With the fork tube held upright, measure the oil level (4) from the top of the tube.



(4) oil level

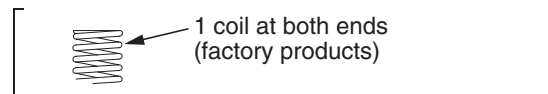
7. Adjust the oil level by adding or removing the oil with an after market syringe (5).



(5) syringe

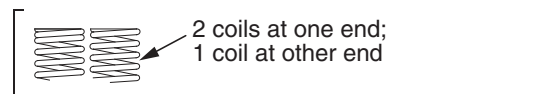
Fork Oil Level (CRF150R)

Standard 19.0 lbf/in (3.33 N/mm) Fork Spring



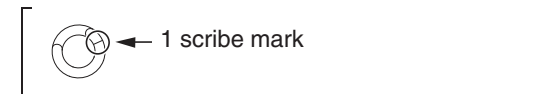
Standard oil level [capacity]	4.88 in 124.0 mm [12.04 US oz (356.0 cm ³)]	
Maximum oil level [capacity]	4.83 in 122.8 mm [12.07 US oz (357.0 cm ³)]	Slightly stiffer as it nears full compression.
Minimum oil level [capacity]	7.43 in 188.7 mm [10.27 US oz (303.7 cm ³)]	Slightly softer as it nears full compression.

Optional Softer 17.9 lbf/in (3.14 N/mm) Fork Spring



Standard oil level [capacity]	5.02 in 127.5 mm [11.95 US oz (353.2 cm ³)]	
Maximum oil level [capacity]	5.02 in 127.5 mm [11.95 US oz (353.2 cm ³)]	Slightly stiffer as it nears full compression.
Minimum oil level [capacity]	7.61 in 193.4 mm [10.14 US oz (299.9 cm ³)]	Slightly softer as it nears full compression.

Optional Stiffer 20.2 lbf/in (3.53 N/mm) Fork Spring



Standard oil level [capacity]	5.04 in 128.1 mm [11.93 US oz (352.7 cm ³)]	
Maximum oil level [capacity]	5.04 in 128.1 mm [11.93 US oz (352.7 cm ³)]	Slightly stiffer as it nears full compression.
Minimum oil level [capacity]	7.64 in 194.1 mm [10.13 US oz (299.4 cm ³)]	Slightly softer as it nears full compression.

(cont'd)