






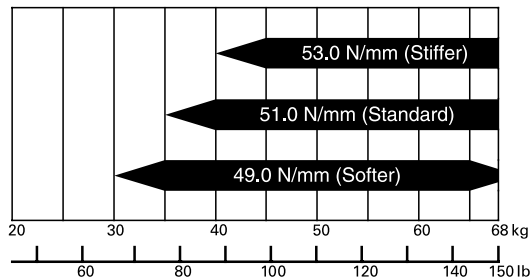
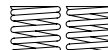







# Optional Parts List

FRAME		Remarks
Shock springs	<b>CRF150R</b>	
	Softer	268.4 lbf/in (47.0 N/mm)  ← Red mark
	↑	
	Standard	279.8 lbf/in (49.0 N/mm)  ← White mark
	↓	
	Stiffer	291.2 lbf/in (51.0 N/mm)  ← No mark
<b>Rider Weight</b>		
		
<p>The maximum load capacity is 150 lb (68 kg). Rider weight must not exceed this limit.</p>		

FRAME		Remarks
Shock springs	<b>CRF150RB</b>	
	Softer	279.8 lbf/in (49.0 N/mm)  ← White mark
	↑	
	Standard	291.2 lbf/in (51.0 N/mm)  ← No mark
	↓	
	Stiffer	302.6 lbf/in (53.0 N/mm)  ← Black mark
<b>Rider Weight</b>		
		
<p>The maximum load capacity is 150 lb (68 kg). Rider weight must not exceed this limit.</p>		

FRAME		Remarks
Fork springs	<b>CRF150R</b>	
	Softer	17.9 lbf/in (3.14 N/mm)  ← 2 coils at one end; 1 coil at other end
	Standard	19.0 lbf/in (3.33 N/mm)  ← 1 coil at both ends
	Stiffer	20.2 lbf/in (3.53 N/mm)  ← 1 scribe mark
	<b>CRF150RB</b>	
	Softer	19.0 lbf/in (3.33 N/mm)  ← 1 coil at both ends
	Standard	20.2 lbf/in (3.53 N/mm)  ← 1 scribe mark
	Stiffer	21.3 lbf/in (3.73 N/mm)  ← 2 scribe mark