





Quick Reference

These symbols are used in Operating Controls section:

| SYMBOL | COMPONENT | SEE PAGE |
|---|-----------------------|----------|
|  | choke lever | 16 |
|  | ON – ignition switch | 17 |
| OFF | OFF – ignition switch | 17 |
|  | START button | 18 |
|  | engine stop button | 18 |