







Quick Reference

These symbols are used in Operating Controls section:

SYMBOL	COMPONENT	SEE PAGE
	choke knob	18
	ON – ignition switch	19
	OFF – ignition switch	19
	START button	20
	OFF – engine stop switch	20
	RUN – engine stop switch	20