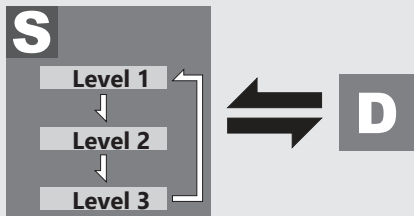



Shifting Gears *(Continued)*


S mode level selecting while in AT MODE

While in S mode, press and hold the **D-S** side of the N-D () switch.

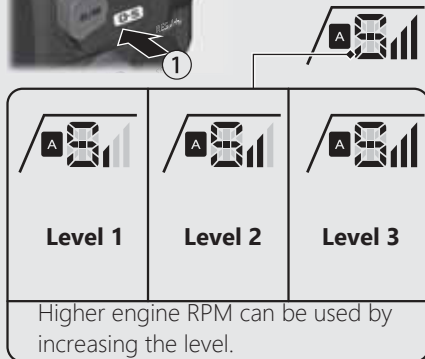
- u Close the throttle completely. Then select the desired level of the S mode.



 Press and hold the **D-S** side of the N-D switch

 Press the **D-S** side of the N-D switch

N-D switch



The selected level is maintained even when the ignition switch is turned to the OFF position, or transmission is switched to out of S mode.