




## To operate handle grip heater

- 1 Start the engine.  P.200
- 2 Select the handle grip heater display of pop-up information using the  function sel switch.



- 3 Push forward or pull backward the  function lever to select the handle grip heater level.
  - u The status icon will be appeared on the display when the handle grip heater operates.
  - u Do not leave the handle grip heater in the high position for a long time on a warm day.

