


Switches





↔ Turn signal switch


- u Pressing the switch turns the turn signal off.


📣 Horn button

Headlight dimmer/ Passing light control switch

-  : High beam
-  : Low beam
- **PASS** : Flashes the high beam headlight.

⏻ Engine stop switch

Should normally remain in the  (Run) position.

- u In an emergency, switch to the  (Stop) position (the starter motor will not operate) to stop the engine.

⚠ Hazard switch

Switchable when the ignition switch is in the ON position. Can be turned to off regardless of the ignition switch position.

- u The signals continue flashing when the ignition switch is in the OFF position after the hazard switch is on.

⚡ Start button