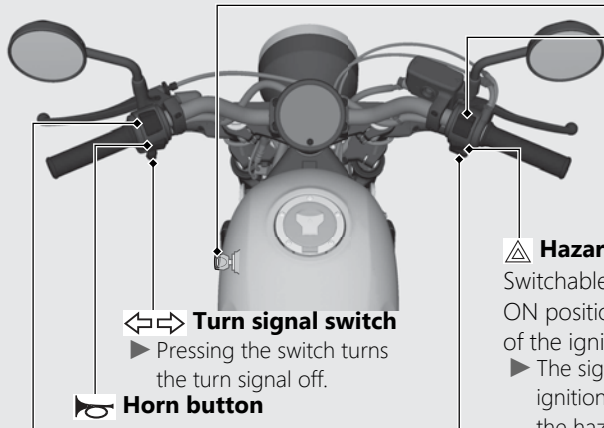


Switches





Turn signal switch

- ▶ Pressing the switch turns the turn signal off.


Horn button


Headlight dimmer/ Passing light control switch

-  : High beam
-  : Low beam
- **PASS** : Flashes the high beam headlight.

Engine stop switch

Should normally remain in the

 (Run) position.

- ▶ In an emergency, switch to the  (Off) position (the starter motor will not operate) to stop the engine.

Hazard switch

Switchable when the ignition switch is in the ON position. Can be turned to off regardless of the ignition switch position.

- ▶ The signals continue flashing when the ignition switch is in the OFF position after the hazard switch is on.

Start button