







Instruments (Continued)

Next inspection setting

- 1 Select “” (periodic inspection) or “” (engine oil change) using the **[SEL]** **[▲]** (up) or **[SEL]** **[▼]** (down) button.

12:34		SETTING		0 mph
DISPLAY		DISTANCE	DATE	
GENERAL		- 500	mile	JUL / 2017
SERVICE		- 500	mile	JUL / 2017
SPORTS KIT				
EXIT				

- 2 Press and hold the **[MODE]** button until the “DISTANCE” value start flashing.

12:34		SETTING		0 mph
DISPLAY		DISTANCE	DATE	
GENERAL		- 500	mile	JUL / 2017
SERVICE		- 500	mile	JUL / 2017
SPORTS KIT				
EXIT				

- 3 Press the **[SEL]** **[▲]** (up) or **[SEL]** **[▼]** (down) button until the desired distance value is displayed.
 - u Available setting range of periodic inspection:
100 to 4,000 mile (100 to 6,400 km)
 - u Available setting range of engine oil change:
100 to 8,000 mile (100 to 12,800 km)