






SHIFT INDICATOR

You can change the setting of the shift indicators.

- 1 Select the "OFF" (deactivate) or an engine revolution at which the shift indicators start blinking using the **SEL**  (up) or **SEL**  (down) button.
 - u Press and hold the **SEL**  (up) or **SEL**  (down) button to move the menu quickly.
 - u The value increases by 200 r/min (rpm) increments.
 - u Available setting range:
4,000 to 16,600 r/min (rpm)
- 2 Press the **MODE** button. The shift indicator setting is set, and then the display returns to the upper level hierarchy.

12:34		SETTING	0 mph
FUNCTION			16400
LAP TIME	DISPLAY MODE		16600
			OFF
DISPLAY	SHIFT INDICATOR		4000 <small>r/min</small>
GENERAL	BRIGHTNESS		4200
			4400
SERVICE	BACKGROUND		4600

Information of the Shift Indicator:

 P.96