



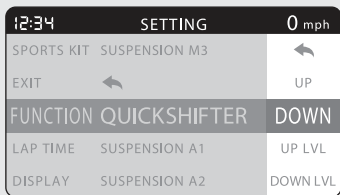




## Instruments *(Continued)*

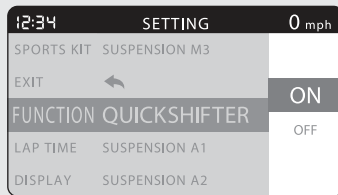
### DOWN

You can select "ON" (activate) or "OFF" (deactivate) for downshifting with the Quick Shifter.

- Select the "DOWN" using the **SEL**  (up) or **SEL**  (down) button, and press the **MODE** button.
  - Press and hold the **SEL**  (up) or **SEL**  (down) button to move the menu quickly.



- Select "ON" (activate) or "OFF" (deactivate) using the **SEL**  (up) or **SEL**  (down) button.



- Press the **MODE** button. The "DOWN" setting is set, and then the display returns to the upper level hierarchy.