




## INFO 2 display

You can select the following:

- Numerical tachometer display [REV]
- Current fuel mileage [INST. CONS.]
- Average fuel mileage [AVE. CONS.]
- Tripmeter A fuel consumption [TRIP A CONS.]
- Average speed [AVG. SPD.]
- Elapsed time [ELAPSED]
- Available driving distance [RANGE]
- Amount of remaining fuel [REMAIN]

### Changing the INFO 2 display

- 1 Select the INFO 2 display.  **P.27**
- 2 Press the **SEL**  (up) or **SEL**  (down) button until the desired display is displayed.
- 3 Press the **MODE** button. The INFO 2 display is set, and display moves to the INFO 3 display.