





Items		Frequency *1								Regular Replace	Refer to page
		× 1,000 mi	0.6	4	8	12	16	20	24		
		× 1,000 km	1.0	6.4	12.8	19.2	25.6	32.0	38.4		
Drive Chain		Every 600 mi (1,000 km): <b>I L</b>									76
Non-Emission-Related Items	Brake Fluid *5			<b>I</b>	<b>I</b>	<b>I</b>	<b>I</b>	<b>I</b>	<b>I</b>	2 Years	72
	Brake Pads Wear			<b>I</b>	<b>I</b>	<b>I</b>	<b>I</b>	<b>I</b>	<b>I</b>		73
	Brake System				<b>I</b>		<b>I</b>		<b>I</b>		72
	Brake Light Switch				<b>I</b>		<b>I</b>		<b>I</b>		74
	Headlight Aim				<b>I</b>		<b>I</b>		<b>I</b>		85
	Clutch System			<b>I</b>	<b>I</b>	<b>I</b>	<b>I</b>	<b>I</b>	<b>I</b>		80
	Side Stand				<b>I</b>		<b>I</b>		<b>I</b>		75
	Suspension				<b>I</b>		<b>I</b>		<b>I</b>		-
	Nuts, Bolts, Fasteners				<b>I</b>		<b>I</b>		<b>I</b>		-
	Wheels/Tires				<b>I</b>		<b>I</b>		<b>I</b>		56
Steering Head Bearings				<b>I</b>		<b>I</b>		<b>I</b>		-	

**Notes:**

\*1 : At higher odometer readings, repeat at the frequency interval established here.

\*2 : Service more frequently when riding in unusually wet or dusty areas.

\*3 : Service more frequently when riding in rain or at full throttle.

\*4 : 50 STATE (meets California).

\*5 : Replacement requires mechanical skill.