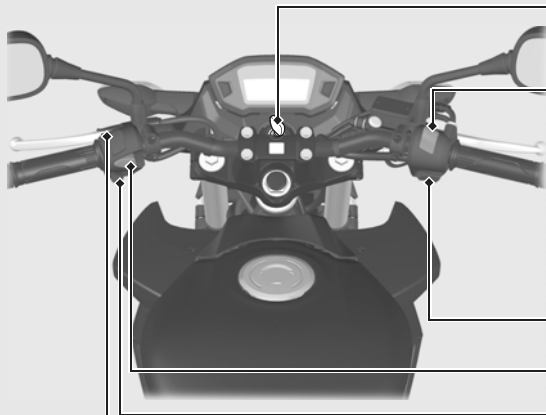




Switches



Engine stop switch

Should normally remain in the  (Run) position.

- u In an emergency, switch to the  (Off) position (the starter motor will not operate) to stop the engine.



Start button

Horn button

Turn signal switch

- u Pressing the switch turns the turn signal off.

Headlight dimmer switch

-  D: High beam
-  D: Low beam