

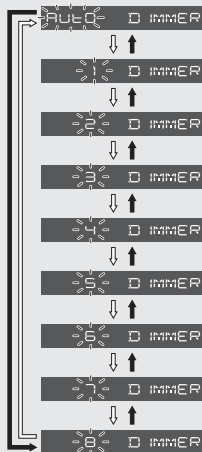


## Instruments *(Continued)*

### 3 Backlight brightness adjustment:

You can adjust the brightness to one of eight levels or "Auto" (Auto adjustment).

- 1 Press the **SEL**  (up) button or the **SEL**  (down) button. The brightness is switched.
- 2 Press the **MODE** button. The backlight is set, and then the display moves to the Activating/deactivating of tripmeter A, average fuel mileage, fuel consumption, average speed and elapsed time automatic reset mode.



 Press the **SEL**  (up) button

 Press the **SEL**  (down) button